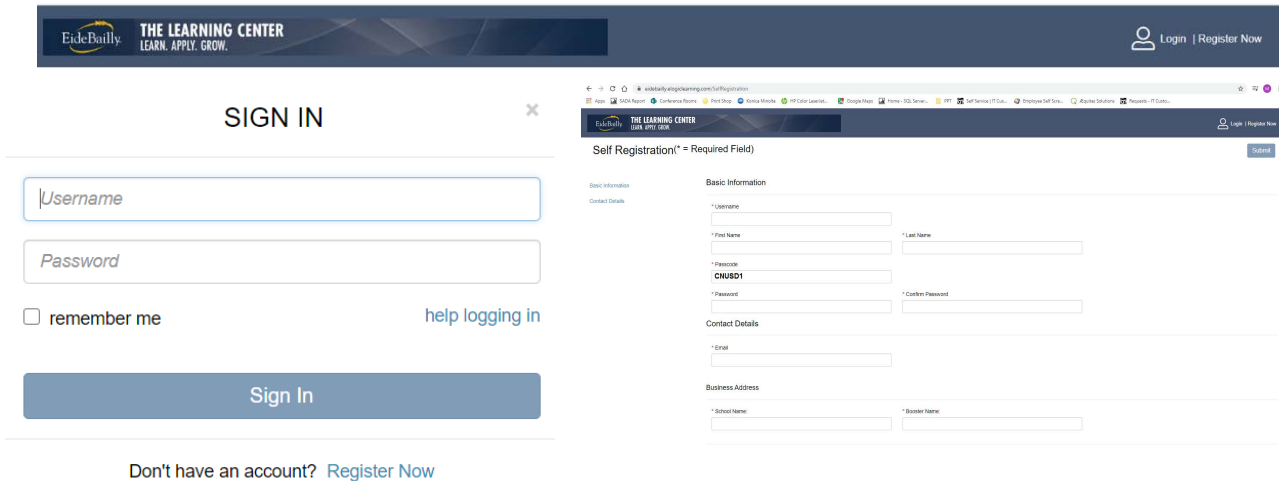


# LEARNING CENTER REGISTRATION & BOOSTER CLUB TRAINING MODULE INSTRUCTIONS

Thank you for choosing Eide Bailly's self-paced learning course on Booster Clubs. These instructions will help you navigate the Learning Center Registration and Booster Club training module.

1. Access the Learning Center website at <https://eidebailly.elogiclearning.com>
2. If you are a returning user click "Login". If you are a new user click on "Register Now". **Fill out all the required information.** Please use a currently active email address. Your proof of completion will be sent there following the training.
3. **New Registration Passcode: CNUSD1**
4. When you are finished hit "Submit".



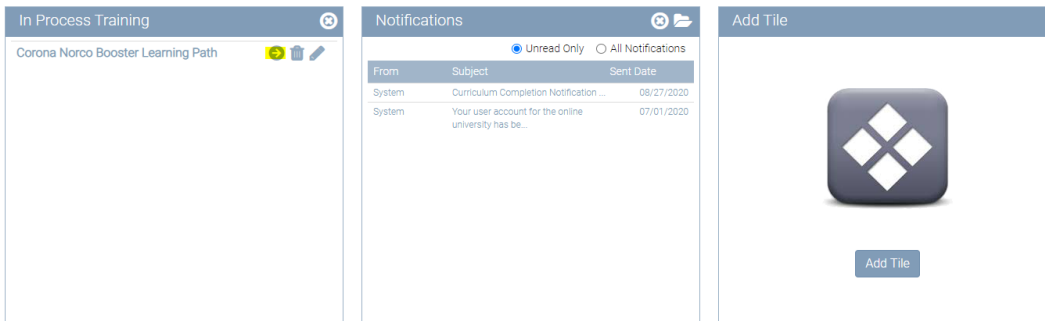
The screenshot shows the Learning Center website interface. On the left is a 'SIGN IN' form with fields for 'Username' and 'Password', a 'remember me' checkbox, and a 'Sign In' button. On the right is a 'Self Registration' form with sections for 'Basic Information' (Username, First Name, Last Name, Passcode 'CNUSD1', Password, Confirm Password) and 'Contact Details' (Email, School Name, Booster Name). A 'Submit' button is at the top right of the registration form.

Don't have an account? [Register Now](#)

5. Once you have registered and/or logged into your account you will be taken to your Learning Center Homepage. You will see the Booster Training Learning Path in your registrations. Please launch the module and complete the necessary items.

*\*If the training does not appear, please use the Search in the upper right corner of the page to look up "Booster."*

Jordan's Home



The dashboard shows three panels: 'In Process Training' with 'Corona Norco Booster Learning Path', 'Notifications' with a table of messages, and an 'Add Tile' button.

From	Subject	Sent Date
System	Curriculum Completion Notification ...	08/27/2020
System	Your user account for the online university has be...	07/01/2020

6. When you are ready to start the course click “Launch”.



Corona Norco Booster Learning

Curriculum Number: CNBooster  
Manager: Jordan Nappe

In Progress:



Booster Training

Courses  
Ineligible for CPE Credit

Launch



Resources Corona Norco District

Library  
Resources Corona Norco District

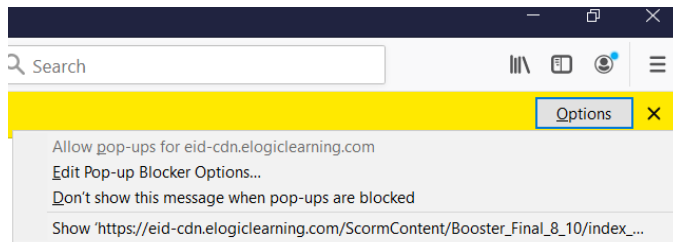
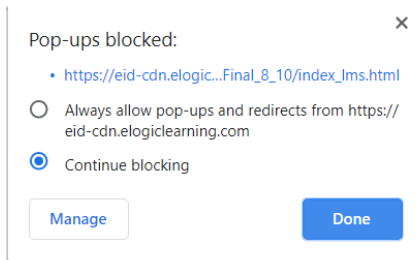
Download

*NOTE: If you have a pop-up blocker on your web browser then you will need to follow your browser's steps to allow the Eide Bailly website to show pop-ups, otherwise the course will not be opened. The screenshots below show the pop-up blocker menus from Firefox and Google Chrome.*

**Popup Blocked**

We attempted to launch your course in a new window, but a popup blocker is preventing it from opening. Please disable popup blockers for this site.

Launch Course



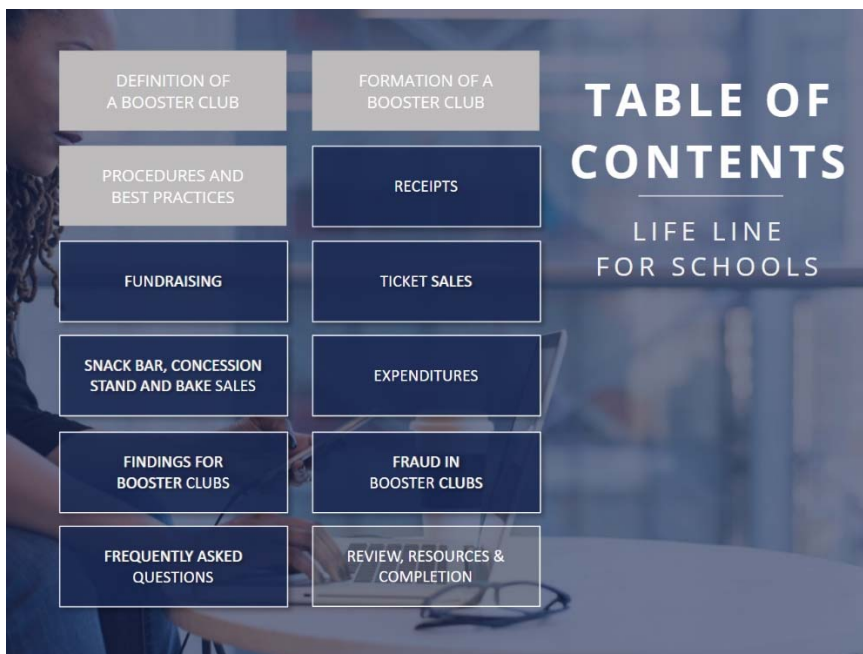
LEARNING & DEVELOPMENT

7. Once you start the course you will be taken to the title screen. Click “Start Course”.



8. Navigate through the course by clicking on each menu in the Table of Contents. Once you have completed a section it will be grayed out. You can review sections multiple times, but you can only answer the questions once. After you have completed every section, the “Review, Resources & Completion” section will become available; this is the last section that needs to be completed.

*NOTE: If you are unable to finish the course you may log out and continue working on it later. Simply log back into your account and re-launch the course.*



9. Once you have completed the final section, you are finished and you can exit the program and log out of the Learning Center. You will receive a completion email that will need to be submitted to your site designee when you turn in your application packet.

*\*The email will come from [EideBaillyCorpLearning@eidebailly.com](mailto:EideBaillyCorpLearning@eidebailly.com). **Be sure to check your Spam/Junk folder!***



Having issues with the training website?

Please contact **Jordan Nappe** at [jnappe@eidebailly.com](mailto:jnappe@eidebailly.com)

